

February 2017

Monthly Operations Report



Table of Contents

1.0	Volumes and Lane Usage	3
2.0	Revenues	5
3.0	Operational Incidents, Issues, and Closures	5
4.0	Mean Time Between Failure (MTBF) and Mean Time to repair (MTTR)	7
5.0	Hybrid Utilization	8

TABLES

Table 1 – Monthly Traffic Summaries	4
Table 2 – Managed Lanes Closures to Date	6
Table 3 – ETCS Issues per CA Schedule 6 Appendix 6-2	7
Table 4 - Status of Noncompliance Categories	7
Table 5 – Mean Time Between Failure & Mean Time To Repair	7
Table 6 – Hybrid Utilization	8

FIGURES

Figure 1 – Monthly Traffic Distribution	4
Figure 2 – Daily Traffic Counts	5

INTRODUCTION

Pursuant to Schedule 6, Section 1.8.2(a) of the Concession Agreement, Plenary Roads Denver (“PRD”) is required to submit a monthly report covering all essential statistics related to the Managed Lanes. The following data covers the month of February 2017. Operationally, February was a positive month. Several routine maintenance tasks were completed, there were minimal incidents to maintained elements, and traffic volumes were consistent with expectations.

1.0 VOLUMES AND LANE USAGE

Over the last several months as more commuters use the transponders for either ExpressToll™ (AVI) or HOV travel, License Plate (LPT) transactions have consistently decreased as a percentage of total traffic volume. The total monthly gantry traffic volume for February 2017 in the I-25 Central and US 36 Managed Lanes was 221,949 and 893,607, respectively.

The table below provides the monthly summary for each Managed Lanes roadway, along with a detailed breakdown of weekday volumes. For reference, the AM Peak Period is considered to be weekdays from 6:45 am – 8:45 am. The PM Peak Period is considered to be, weekdays, from 4:30pm – 6:00pm. It should be noted, that the I-25 Managed Lane traffic reflects traffic counts from a single gantry and US 36 Managed Lane counts reflect fourteen gantries, seven gantries in each direction. Therefore, US 36 data will indicate far greater traffic counts that are not comparative to those of I-25.

The following charts depict the distribution of traffic by type (Figure 1) and the daily traffic counts (Figure 2) and for the month.

Traffic Summary (I-25C)						
	AVI	LPT	HOV	Non-Rev & Hybrid	Total	Hybrid
Total Monthly Traffic	113,920	64,503	31,817	11,709	221,949	1,977
Maximum Weekday Traffic	6,717	4,504	1,601	682	11,671	126
Average Weekday Traffic	5,560	2,856	1,370	566	9,786	97
Average Hourly AM Peak Traffic	932	397	237	88	1,566	N/A
Average Hourly PM Peak Traffic	782	364	197	86	1,343	N/A

Traffic Summary (US 36)						
	AVI	LPT	HOV	Non-Rev & Hybrid	Total	Hybrid
Total Monthly Traffic	526,580	200,178	127,085	39,764	893,607	6,902
Maximum Weekday Traffic	33,879	14,130	6,076	2,144	54,892	403
Average Weekday Traffic	25,312	9,155	4,625	1,913	41,005	328
Average Hourly AM Peak Traffic	4,092	1,314	576	254	6,236	N/A
Average Hourly PM Peak Traffic	3,872	1,236	628	252	5,988	N/A

Table 1 – Monthly Traffic Summaries

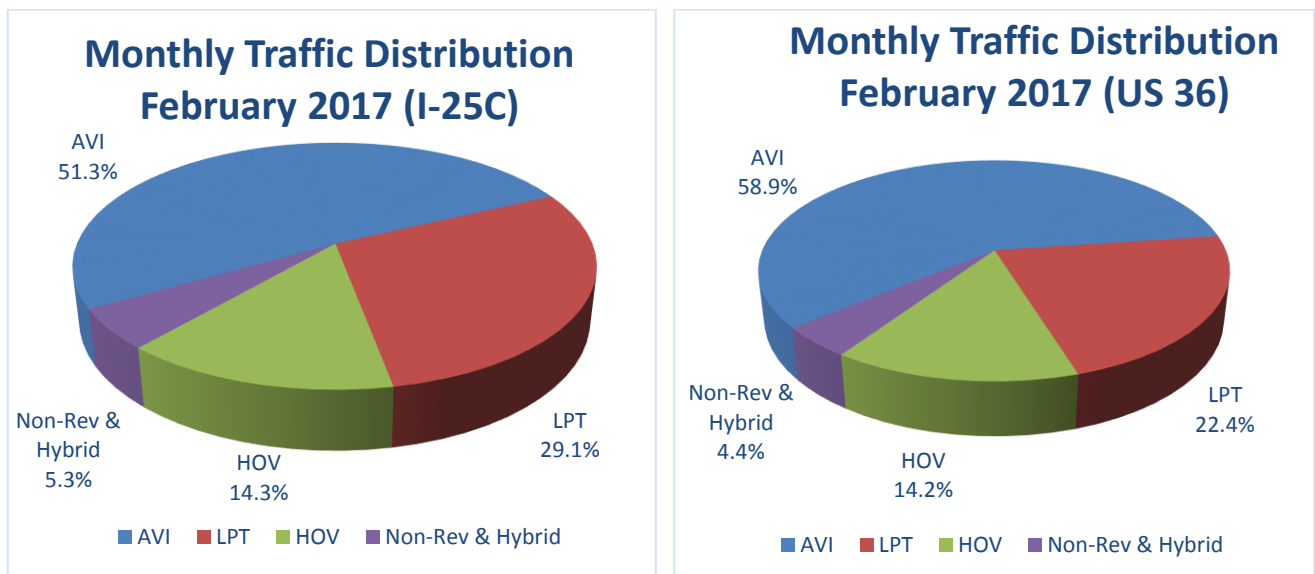
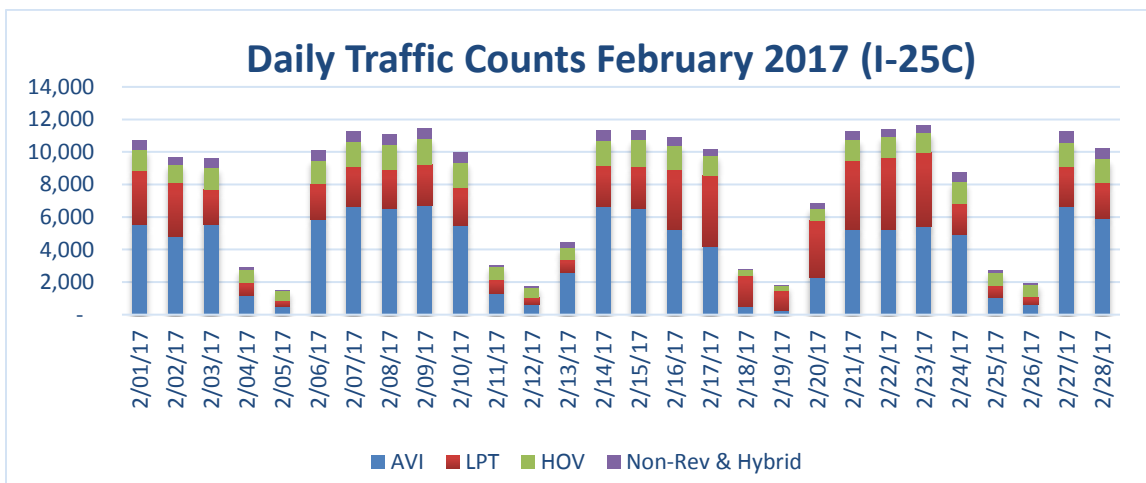


Figure 1 – Monthly Traffic Distribution



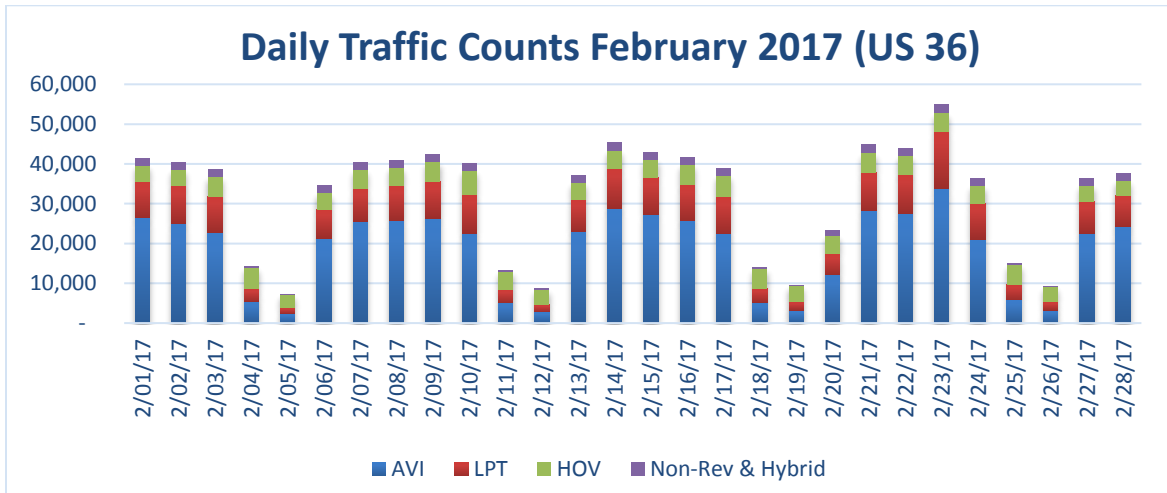


Figure 2 – Daily Traffic Counts

2.0 REVENUES

During the month of February 2017, PRD collected \$501,256 and \$352,239 from users of the I-25 Central and US36 Managed Lanes, respectively. For purposes of this report, revenues are recognized at the time of collection, which is typically sometime after they have been incurred for those customers who are billed based on their license plate. For example, if a single-occupant vehicle uses the lanes in October but pays in January, the associated revenue is attributed to January.

3.0 OPERATIONAL INCIDENTS, ISSUES, AND CLOSURES

The project had numerous routine debris removals, lighting incidents, guardrail incidents, sign incidents, and graffiti control during the month. The routine lighting, guardrail, and sign incidents are all planned for repair within the allowable response period and several previously identified lighting and guardrail incidents were repaired this month. All incidents were responded to and rectified within the allowable timeframes. The managed lanes were closed for four incidents during the month for a total of two hours and thirteen minutes.

Date	Start	Stop	Duration
July 6, 2016	06:53	07:05	0:12
July 12, 2016	16:32	16:54	0:22
July 14, 2016	08:27	08:39	0:12
July 15, 2016	15:47	16:32	0:45
July 20, 2016	17:45	20:15	2:30
July 23, 2016	13:30	14:10	0:40

August 5, 2016	09:13	10:11	0:58
August 26, 2016	16:25	17:36	1:11
September 16, 2016	09:00	09:20	0:20
September 16, 2016	09:54	10:35	0:41
September 28, 2016	09:20	09:31	0:11
October 4, 2016	08:15	08:58	0:43
October 4, 2016	08:26 (8:59 due to overlap)	09:14	0:15
October 26, 2016	08:33	08:57	0:24
November 8, 2016	10:05	10:40	0:35
November 10, 2016	07:30	08:12	0:42
November 21, 2016	06:54	07:19	0:25
November 23, 2016	15:14	16:15	1:01
December 8, 2016	08:58	09:47	0:49
December 9, 2016	07:06	07:22	0:16
December 9, 2016	08:10	08:16	0:06
January 3, 2017	09:10	10:05	0:55
January 5, 2017	14:50	15:10	0:20
January 5, 2017	15:40	16:58	1:18
January 24, 2017	10:50	12:13	1:23
February 9, 2017	8:26	9:12	0:46
February 21, 2017	9:16	9:56	0:40
February 23, 2017	16:02	16:15	0:13
February 23, 2017	16:41	17:15	0:34
Total			19:27
Remaining Closure Hours Available (Ref: CA 29.7)			-07:27

Table 2 – Managed Lanes Closures to Date

On April 8, 2016 the eastbound toll points were set to \$0.00 from 4:00 PM to 6:00 PM at the direction of HPTE. This is the first closure case within the last twelve months and it will expire on April 8, 2017.

The table below provides a listing of ETCS items recorded this month, consistent with Appendix 6-2 of Schedule 6.

Element Category	Reference	Element	Performance Item	PRD Notified	Contractual Cure Period	Cure Achieved
N/A	N/A	N/A	N/A	N/A	N/A	N/A

Table 3 – ETCS Issues per CA Schedule 6 Appendix 6-2

The table below provides a status of all Noncompliance categories in accordance with paragraph 1.2 of Schedule 10.

Non-compliance Location	Nature	Cause	Cure Date	Uncured Non-compliance Point	Unexpired Non-compliance Point	365 Day Expiration Date	1095 Day Expiration Date
Promenade West Toll Point	Incorrect toll schedule	Incorrect Toll Schedule was applied during a software update on 3/7/16	3/16/16 (Period II) Customer Accounts Corrected	0	3	3/16/17	3/16/19

Table 4 – Status of Noncompliance Categories

4.0 MEAN TIME BETWEEN FAILURE (MTBF) AND MEAN TIME TO REPAIR (MTTR)

Mean Time Between Failure (MTBF) and Mean Time To Repair (MTTR) data is provided in the table below. Only Maintained Elements that were repaired during the reporting period and had a failure type breakdown are listed in the table. We consider a breakdown to be a failure when the element cannot be used for its intended purpose until repaired.

Maintained Element	Mean Time Between Failure (MTBF) (Hours)	Mean Time To Repair (MTTR) (Hours)
None	N/A	N/A

Table 5 – Mean Time Between Failure & Mean Time To Repair

5.0 HYBRID UTILIZATION

Total Hybrid Trips	
I-25 Central	1,977
US 36	6,902

Table 6 – Hybrid Utilization

Fuel-efficient “Hybrid” vehicles are permitted to access the Express Lanes free of charge, regardless of occupant numbers, provided that they have obtained a permit from CDOT, obtained a Hybrid transponder from E-470, and display an E-470 Hybrid decal on the vehicle’s windshield.

OPERATIONS AND
MAINTENANCE
MONTHLY REPORT
FEBRUARY 2017

US 36 and I-25 Express
Lanes Project

Prepared for:

Plenary Roads Denver, LLC
1700 Lincoln Street, Suite 3000
Denver, CO 80203

Attention: Mr. Simon Stachnik




Prepared By:

Broadspectrum
7100-B Pennsylvania Street
Thornton, CO 80229
United States of America

Justin Doles, PE
Project Manager

OPERATIONS AND MAINTENANCE – MONTHLY REPORT
 FEBRUARY 2017
US 36 and I-25 Express Lanes Project

Revision	Date	Approved
Rev. 0	03/08/2017	

This report titled *Operations and Maintenance Monthly Report, February 2017* has been prepared by Broadspectrum for the exclusive use of Plenary Roads Denver, LLC (PRD). No other party is an intended beneficiary of this report or the information, opinions, and conclusions contained herein. Any use by any party other than PRD of any of the information, opinions, or conclusions is the sole responsibility of said party. The use of this report shall be at the sole risk of the user regardless of any fault or negligence of PRD or Broadspectrum.

The information and analyses contained herein have been completed to a level of detail commensurate with the objectives of the assignment and in light of the information made available to Broadspectrum at the time of preparation. This report and its supporting documentation have been reviewed and/or checked for conformance with industry-accepted norms. To the best of the information and belief of Broadspectrum, the information presented in this report is accurate to within the limitations specified herein.

This report is Broadspectrum pdf file: OM Monthly Report February 2017.pdf. Any reproductions or modifications of this report are uncontrolled and may not be the most recent revision.



The O&M Monthly Report contains all relevant information for the month of February 2017. Broadspectrum continues ongoing and preventive maintenance activities for the I-25 and US36 Express Lanes Project.

Broadspectrum's Commitment to Safety

Broadspectrum conducted weekly toolbox talk meetings during the month. The purpose of the tool box talks is to cover important safety items that relate to the project such as near misses, "better ways" as to how safety is conducted for the Project, and discussion on safety procedures for maintenance activities. In addition to the toolbox talks, Broadspectrum conducts a weekly progress meeting. This is a forum for feedback from staff on Operations, Incident Response, and Maintenance activities.

Toolbox Talks this month included:

- Slips, Trips and Falls (February Focus)
- Truck Safety
- Slips, Trips and Falls part 2
- Slips, Trips and Falls part 3
- Vehicle Backing Safety

A. Summary of the Planned Maintenance Activities for the Upcoming Month – March 2017

Broadspectrum has identified the upcoming planned maintenance activities as described in Table 1.7.1.3 of The Maintenance Management Plan. These activities include preventative and routine maintenance in order to successfully operate and maintain the Project. A listing of the planned maintenance activities for the month of March 2017 is included below.

Fig. A-1 Planned Maintenance Activities for March 2017

X – Indicates the day the task is planned.

Performance Standard Identification Number (Table 6.1)	Work Activity-Description	Frequency	Mar-17																														
			1	2	3	4	5	6	7	8	9	10	11	12	13	14	15	16	17	18	19	20	21	22	23	24	25	26	27	28	29	30	31
			W	T	F	S	S	M	T	W	T	F	S	S	M	T	W	T	F	S	S	M	T	W	T	F	S	S	M	T	W	T	F
ML-1	MAINTENANCE PATROL	Daily	X	X	X			X	X	X	X	X			X	X	X	X	X			X	X	X	X	X			X	X	X	X	X
ML-1	FLEXIBLE PAVEMENT OBSERVATION / REPAIR	F-52	X							X							X							X							X		
ML-1	RIGID PAVEMENT OBSERVATION / REPAIR	F-52	X							X							X							X							X		
ML-4	DELINEATORS & MARKERS OBSERVE / CLEAN / REPAIR	F-12		X																													
ML-2	DRAINAGE (INLET) OBSERVE/ CLEAN / REPAIR	F-12	X																														
ML-2	DRAINAGE (PIPE/CULVERT) OBSERVE / CLEAN / RPR	F-12	X																														
ML-6	SIGN OBSERVATION / REPAIR	F-52	X						X							X							X							X			
ML-8	STREET LIGHTING OBSERVATION /REPAIR	F-52	X						X							X							X							X			
ML-8	ACCESS PANEL OBSERVATION / REPAIR	F-12			X																												
ML-10	HERBICIDE & WEED CONTROL MAINTENANCE	F-52		X							X							X							X						X		
ML-12	GRAFFITI OBSERVATION / REMOVAL	F-52	X							X							X							X							X		
ML-14	MECHANICAL ROAD SWEEPING	F-12	X											X	X	X	X	X															
ML-14	LITTER OBSERVATION / REMOVAL	Daily	X	X	X			X	X	X	X	X			X	X	X	X	X			X	X	X	X	X			X	X	X	X	
	REVERSIBLE LANE OPERATIONS	Daily	X	X	X			X	X	X	X	X			X	X	X	X	X			X	X	X	X	X			X	X	X	X	

Frequency of Activity:

- Daily – Daily Activity
- F-4 – Quarterly Activity
- F-52 – Weekly Activity
- F-2 – Semi-Annual Activity
- F-12 – Monthly Activity
- F-1 – Annual Activity



B. Summary of Performed and Completed Maintenance Activities

Fig. B-1 Performed and Complete Maintenance Activities for February 2017,

X Indicates the day of the month that the task was completed.

Performance Standard Identification Number (Table 6.1)	Work Activity-Description	Frequency	Feb-17																											
			1	2	3	4	5	6	7	8	9	10	11	12	13	14	15	16	17	18	19	20	21	22	23	24	25	26	27	28
			W	T	F	S	S	M	T	W	T	F	S	S	M	T	W	T	F	S	S	M	T	W	T	F	S	S	M	T
ML-1	MAINTENANCE PATROL	Daily	X	X	X			X	X	X	X	X			X	X	X	X	X			X	X	X	X	X			X	X
ML-1	FLEXIBLE PAVEMENT OBSERVATION / REPAIR	F-52		X						X						X								X						
ML-1	RIGID PAVEMENT OBSERVATION / REPAIR	F-52	X						X							X								X						X
ML-4	DELINEATORS & MARKERS OBSERVE / CLEAN / REPAIR	F-12														X														
ML-2	DRAINAGE (INLET) OBSERVE/ CLEAN / REPAIR	F-12	X																											
ML-2	DRAINAGE (PIPE/CULVERT) OBSERVE / CLEAN / RPR	F-12								X																				
ML-6	SIGN CLEANING	F-1																												
ML-6	SIGN OBSERVATION / REPAIR	F-52		X					X	X	X					X														X
ML-8	STREET LIGHTING OBSERVATION /REPAIR	F-52			X							X															X			
ML-8	ELECTRICAL SUPPLY INSPECTION / REPAIR	F-12	X																											
ML-8	ACCESS PANEL OBSERVATION / REPAIR	F-12								X																				
ML-10	HERBICIDE & WEED CONTROL MAINTENANCE	F-52		X				X							X								X							X
ML-12	GRAFFITI OBSERVATION / REMOVAL	F-52	X					X								X		X											X	X
ML-14	MECHANICAL ROAD SWEEPING	F-12													X	X	X	X	X											
ML-14	LITTER OBSERVATION / REMOVAL	Daily	X	X	X			X	X	X	X	X			X	X	X	X	X							X	X	X	X	X
	REVERSIBLE LANE OPERATIONS	Daily	X	X	X			X	X	X	X	X			X	X	X	X	X							X	X	X	X	X

Fig. B-2 Work Accomplished This Month

Activity	Actual Work
153 Concrete Pavement Surface Rpr (YD2)	7
218 Debris in Roadway (HR)	6.4
218 Litter Barrel Trash Cleanup (YD3)	21.8
220 Sweeping (Mech) (MI)	108
222 Sweeping - Hand (HR)	40.5
301 Misc Sign Maint (EA)	10
304 Del Post Maintenance (EA)	384
307 Direction Gate Maint (EA)	5
314 Reversible Lane Ops (HR)	242
329 Courtesy Assistance (HR)	390
402 Snow Plowing & Spreading (MI)	220
540 Graffiti Removal (SF)	112

C. Summary of Planned Maintenance that was Not Completed for the Month

Due to weather and snow removal efforts, scheduled mechanical sweeping maintenance was not performed during the period of February 2017. Broadspectrum completed all other scheduled maintenance activities for the period of February 2017. Frequencies and/or actual date of the month of some activities may have been adjusted based on actual conditions.

D. Summary of the Maintenance Activities and Results Performed for the Month Beyond Planned Maintenance

A summary of unplanned maintenance activities provided below:

Snow and Ice Control:

Precipitation Event Start		Equipment Deployed		Precipitation Event End		Service Level "A" Achieved in ML		Service Level "B" Achieved in GP	
2/1/2017	18:00	2/1/2017	16:50	2/3/2017	22:30	2/1/2017	18:30	2/1/2017	18:30
2/23/2017	14:30	2/23/2017	07:15	2/24/2017	23:30	2/24/2017	10:30	2/24/2017	10:30

Courtesy Patrol: None

Hazardous Materials Incidents: None

E. Operating Contractor's Incident Response Logs Related to Maintenance Activities

This section provides a summary of Broadspectrum's performance related to the Performance and Measurement Criteria listed in Appendix 6-1.1 of the Operating Contract.

The table below provides a listing of items recorded this month:

Element Category	Description	Location	BRS Notified	Response to Defects		
				Category 1		Category 2
				Hazard Mitigation	Permanent Remedy	Permanent Repair
GP 1.1	Debris (Reported debris, nothing found)	MP 41.9 WB	2/20/2017 08:45:00	Reqd: 1 Hours Resp'd: 2/20/2017 09:00 Actual: 0.24 Hours	N/A	N/A
GP 12.1	Graffiti (On Bridge Column)	EB MP 39.2	2/15/2017 09:00:00	N/A	Reqd: 10 Days Resp'd: 2/16/2017 14:00 Actual: 1.20 Days	N/A
GP 1.1	Debris (Cleared Animal Carcass from lanes)	MP 39.8 EB	2/13/2017 12:01:00	Reqd: 1 Hours Resp'd: 2/13/2017 12:15 Actual: 0.23 Hours	N/A	N/A
GP 1.1	Debris (Cleared Animal Carcass from lanes)	MP 40.1 WB	2/14/2017 07:10:00	Reqd: 1 Hours Resp'd: 2/14/2017 07:30 Actual: 0.33 Hours	N/A	N/A
GP 5.1	Guardrail (Collision Damage)	MP 48.4 WB	2/23/2017 17:10:00	N/A	N/A	Reqd: 6 Months Resp'd: -- Actual: In Progress
GP 1.1	Debris (Reported debris, nothing found)	MP 52.5 WB	2/8/2017 10:02:00	Reqd: 1 Hours Resp'd: 2/8/2017 10:45 Actual: 0.71 Hours	N/A	N/A
GP 8.2	Sign Lighting (All Lights Out)	MP 56.76 EB	1/26/2017 17:00:00	N/A	N/A	Reqd: 6 Months Resp'd: -- Actual: In Progress
ML 8.2	Sign Lighting (All Lights Out)	MP 0.01	1/26/2017 17:00:00	N/A	N/A	Reqd: 6 Months Resp'd: -- Actual: In Progress
ML 8.2	Sign Lighting (All Lights Flickering)	MP 0.445	1/26/2017 17:00:00	N/A	N/A	Reqd: 6 Months Resp'd: -- Actual: In Progress
ML 8.2	Sign Lighting (All Lights Out)	MP 0.5	1/26/2017 17:00:00	N/A	N/A	Reqd: 6 Months Resp'd: -- Actual: In Progress
GP 8.2	Sign Lighting (All Lights Out)	MP 57.14 WB	1/26/2017 17:00:00	N/A	N/A	Reqd: 6 Months Resp'd: -- Actual: In Progress
GP 1.1	Debris (Cleared Metal from lanes)	MP 56.9 WB	2/4/2017 15:38:00	Reqd: 1 Hours Resp'd: 2/4/2017 16:29 Actual: 0.84 Hours	N/A	N/A
GP 6.1	Sign (45 MPH Sign)	MP 47.52 EB	1/19/2017 08:00:00	N/A	N/A	Reqd: 6 Months Resp'd: 2/7/2017 22:00 Actual: 0.65 Months
GP 1.3	Potholes (Minor Potholes in Roadway)	MP 46-56.5	2/1/2017 08:00:00	N/A	N/A	Reqd: 6 Months Resp'd: -- Actual: In Progress
GP 8.2	Sign Lighting (Left Light Out)	MP 56.37 WB	1/26/2017 17:00:00	N/A	N/A	Reqd: 6 Months Resp'd: -- Actual: In Progress
GP 8.2	Sign Lighting (All Lights Out)	MP 56.17	1/26/2017 17:00:00	N/A	N/A	Reqd: 6 Months Resp'd: -- Actual: In Progress
GP 8.2	Sign Lighting (3 Lights Out)	MP 56.50 EB	1/26/2017 17:00:00	N/A	N/A	Reqd: 6 Months Resp'd: -- Actual: In Progress

Element Category	Description	Location	BRS Notified	Response to Defects		
				Category 1		Category 2
				Hazard Mitigation	Permanent Remedy	Permanent Repair
GP 8.2	Sign Lighting (All Lights Out)	MP 56.45 EB	1/26/2017 17:00:00	N/A	N/A	Reqd: 6 Months Respd: -- Actual: In Progress
GP 8.2	Sign Lighting (2 Lights Out)	MP 56.98 EB	1/26/2017 17:00:00	N/A	N/A	Reqd: 6 Months Respd: -- Actual: In Progress
GP 1.1	Debris (Cleared Insulation from lanes)	MP 48.0 WB	2/11/2017 10:20:00	Reqd: 1 Hours Respd: 2/11/2017 10:45 Actual: 0.41 Hours	N/A	N/A
GP 5.1	Guardrail (Collision Damage)	MP 52.57 WB	2/3/2017 08:00:00	N/A	N/A	Reqd: 6 Months Respd: -- Actual: In Progress
GP 12.1	Graffiti (On Guardrail Terminals)	MP39.3-42.5 EB	2/15/2017 09:10:00	N/A	Reqd: 10 Days Respd: 2/16/2017 15:00 Actual: 1.24 Days	N/A
GP 6.1	Sign (45 MPH Sign)	MP 48.25 WB	1/17/2017 09:00:00	N/A	N/A	Reqd: 6 Months Respd: 2/22/2017 13:00 Actual: 1.20 Months
GP 6.1	Sign (45 MPH Sign)	MP 48.3 WB	1/17/2017 09:00:00	N/A	N/A	Reqd: 6 Months Respd: 2/22/2017 15:30 Actual: 1.21 Months
GP 14.2	Litter (Cleared Litter From Right of Way)	MP 44.5-57.3	1/12/2017 19:00:00	Reqd: 28 Days Respd: 2/8/2017 11:00 Actual: 26.66 Days	N/A	N/A
GP 8.2	Sign Lighting (All Lights Out)	MP 55.05 WB	1/26/2017 17:00:00	N/A	Reqd: 6 Months Respd: -- Actual: In Progress	N/A
GP 6.1	Sign (Clean Colorado Sign)	MP 50.3 EB	1/20/2017 09:00:00	N/A	N/A	Reqd: 6 Months Respd: 2/7/2017 14:00 Actual: 0.60 Months
GP 5.1	Guardrail (Collision Damage)	MP 47.52 EB	1/19/2017 13:15:00	N/A	N/A	Reqd: 6 Months Respd: 2/8/2017 01:00 Actual: 0.64 Months
GP 6.1	Sign (McCaslin N/S Sign)	MP 43.25 EB	1/19/2017 09:00:00	N/A	N/A	Reqd: 6 Months Respd: 2/1/2017 11:00 Actual: 0.43 Months
GP5.1	Guardrail (End Marker Damage)	MP 44.60 to 57.00	11/28/2016 13:00:00	N/A	N/A	Reqd: 6 Months Respd: 2/15/2017 14:30 Actual: 2.63 Months
GP5.1	Guardrail (Attenuator Lag Bolt)	040-U36-GSI-ENDT-052_580R, MP 52.58 WB	11/28/2016 13:00:00	N/A	N/A	Reqd: 6 Months Respd: 2/15/2017 14:30 Actual: 2.63 Months
GP5.1	Guardrail (Collision Damage)	040-U36-GSI-ENDT-052_580R, MP 52.58 WB	2/15/2017 8:00:00	N/A	N/A	Reqd: 6 Months Respd: -- Actual: In Progress

All items were completed within the required response time. Items that are *In Progress* are still within the allowed response time.

F. Detailed Results of All Inspections, Assessments, and Testing Activities

During this reporting period there were no special inspections, assessments, or testing results outside normal operating condition.

G. Monthly Toll System Performance Reports

Toll system operated within proposed parameters per Broadspectrum's observations.

H. Preventative Maintenance Plan and Progress

Preventative Maintenance work is contingent on Initial Works Package implementation.

I, J. Mean Time between Failure (MTBF), Mean Time To Repair (MTTR)

No Maintained Elements experienced a failure type breakdown this month. Broadspectrum considers a breakdown to be a failure when the element cannot be used for its intended purpose until repaired.